DEUTSCHE IMMOBILIEN CHANCEN

DIC

ANNUAL REPORT 2010

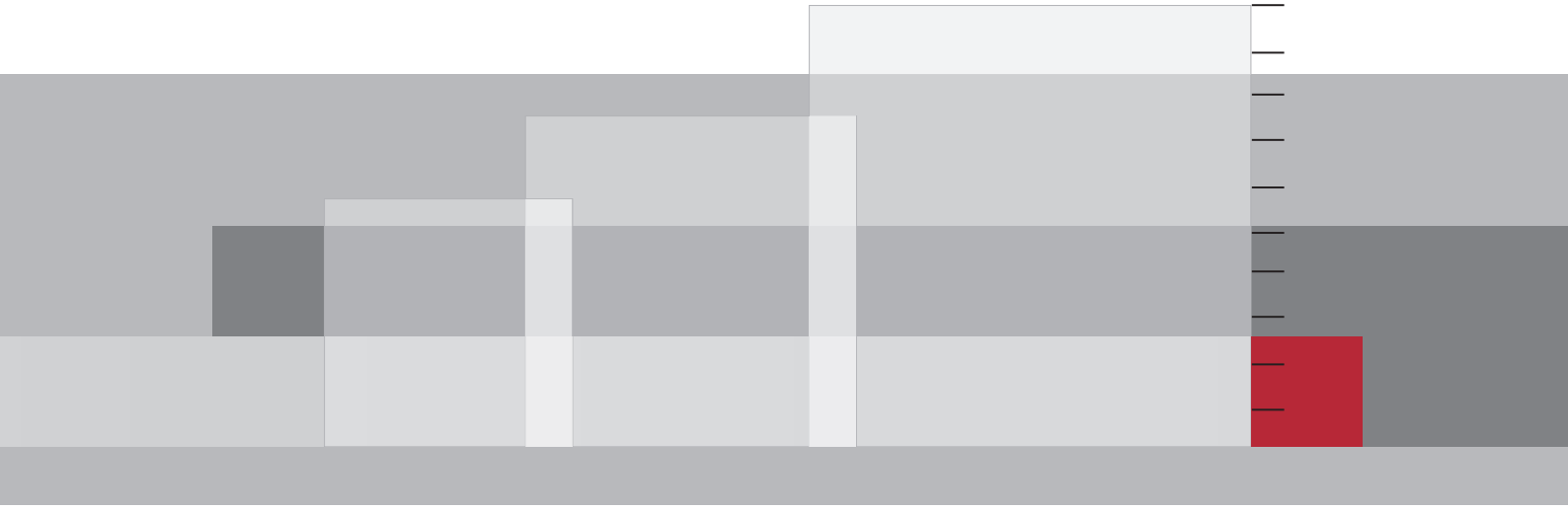

KEY FIGURES FOR THE FINANCIAL YEAR FROM 1 JANUARY TO 31 DECEMBER 2010

EUR million	**2010**	2009	Δ
Sales revenues	**3.7**	2.7	+37%
Total operating income	**5.4**	5.3	+2%
EBITDA	**16.5**	16.2	+2%
EBIT	**15.7**	15.2	+3%
Income from associates	**21.0**	21.1	0%
Profit for the period	**2.1**	7.1	-70%
Shares in associates	**337.1**	316.4	+7%
Equity (1)	**202.1**	205.5	-2%
Equity ratio in % (1, 2)	**51.2**	54.2	-6%
Total assets	**394.4**	379.1	+4%

(1) Taking into account the mandatory convertible loans
(2) Disregarding the effect of settling deferred tax assets of EUR 15.0 million (first-time application of the BilMoG), the equity ratio for 2011 would have been 53.0%.

CONTENT

Dear Shareholders, Business Partners, Employees and Friends,

The right balance between stability and opportunism produces consistent, clear and attractive added value for the DIC Group and thus also for you, our shareholders. Once again, we generated this added value in 2010 – and did so in an economic climate that became ever more difficult and brought major challenges, particularly for real estate companies.

At an operational level, we posted earnings from investments of EUR 21 million over the past financial year, maintaining the healthy level achieved in 2009, and generated a profit for the period of over EUR 2 million. Via our associates, we sold properties for EUR 132 million, exceeding the previous year's volume and reflecting the quality of our portfolio. The positive letting volume of 256,600 sqm, up by around 5% on 2009, underlines once again that, with our own real estate management team covering the whole of Germany, we are well placed to achieve the best possible results for our portfolio.

These results are very pleasing. However, they are by no means the only successes that we achieved in 2010. Focusing on our clear aim of securing the DIC Group's position in the long term, we have laid the groundwork necessary to expand our market presence even further:

- The capital increase carried out by our associate DIC Asset AG in March 2010 met with considerable interest among shareholders and has increased our strategic room for manoeuvre. Some of the equity has now been invested in strengthening our portfolio.
- We have expanded our business model to include the Funds business segment. "DIC Office Balance I", the first special fund, is an attractive product that was placed on the market within a short time. Offering opportunities for investment in first-class properties in Germany's metropolitan regions, we are deliberately addressing the requirements of a new group of investors, an approach from which the entire DIC Group is benefiting.
- We have secured a strategic partner in the VHG Versicherungsgruppe group, which will provide us with active support as we continue to grow.

These measures have succeeded in setting our course for the future, making us confident that, over the coming years, we will continue to make even greater contributions to value creation. For the first time in many months, the interplay between transactions, financing and leasing is once again in harmony. We intend to exploit this positive environment as a springboard for the further development of the whole DIC Group.

Expanding our market position through growth

In the DIC Group, we are returning to the acquisition market and focusing on purchases that will further enhance the quality of our investments. We are thus strengthening our position as one of Germany's leading real estate companies. On our path of growth, we are pursuing investments in all real estate segments.

Greater diversification across all our investments
We consider the increased diversification of sales drivers and value creation opportunities from one quarter to the next to be just as important as external growth. A topical example of this is our fund activities: now that the fund has been placed, regular income is now adding to our result, while at the same time the business segment is also providing a platform for future growth and increased profits.

Focus on value creation to generate internal growth
Within the DIC Group, we have the right instruments at our disposal to manage, position and redevelop properties in an efficient manner. This enables us to make purchases from along the entire real estate spectrum. We will continue to carry out our value creation activities with two core principles firmly in mind: presence and stability.

The targeted growth of the DIC Group will boost the sustained cash flows within our investments. This is the right way to generate value and achieve attractive results.

We would like to take this opportunity to thank our employees. With their high level of commitment and consistent performances, they have made the successes of 2010 possible. We would also like to thank our shareholders for the trust they continue to place in us. These are the firm foundations on which we are building our long-term plans for the further development of the DIC Group.

Yours sincerely,

Prof. Dr. Gerhard Schmidt
– Chairman of the Supervisory Board –

Ulrich Höller
– Chief Executive Officer –

GROUP MANAGEMENT REPORT

ORGANISATION AND BUSINESS ACTIVITY

DIC in brief

- Deutsche Immobilien Chancen AG & Co KGaA (DIC) invests in real estate and real estate companies and is one of the leading German commercial real estate companies with a portfolio market value of around EUR 3.1 billion.
- It invests in real estate portfolios and individual properties and generates its income primarily from investments.
- DIC is active in three business segments: Portfolio and Asset Management (via the listed company DIC Asset AG), Development and Opportunistic Investments.
- As the strategic management holding company, DIC controls all activities and organises both the purchasing and sales processes, as well as project developments.
- Its portfolio properties generate a total annual rental income of around EUR 200 million.
- In 2010 the letting volume in the portfolio amounted to around 256,600 sqm (2009: 245,500 sqm)
- Preparatory work for the large development projects in Frankfurt (MainTor) and Hamburg (Opera Offices) is well under way – with the appropriate tenants in place, construction work can start very soon.
- Consolidated profits for the financial year 2010 totalled EUR 2.1 million, while income from investments and associates totalled EUR 21.0 million.

COMPANY PROFILE AND STRUCTURE

Deutsche Immobilien Chancen AG & Co. KGaA (DIC) specialises in the commercial real estate segment in Germany. It pursues diversified investments and invests for the most part indirectly in real estate companies, property portfolios and individual real estate properties, and operates in three business segments: Portfolio and Asset Management (via the listed company DIC Asset AG), Development, and Opportunistic Investments. DIC controls its investments as the group holding company and generates added value via the Group's own portfolio and asset management specialists. For larger project developments, it is able to call on the expert know-how of its own Development business segment.

DIC's investment companies generate regular rental income from their real estate portfolios. The real estate is managed and optimised according to property-specific goals through an in-house property management team, increased in value through developments and redevelopments, and sold once their full potential for value has been realised and market conditions are favourable.

ORGANISATION

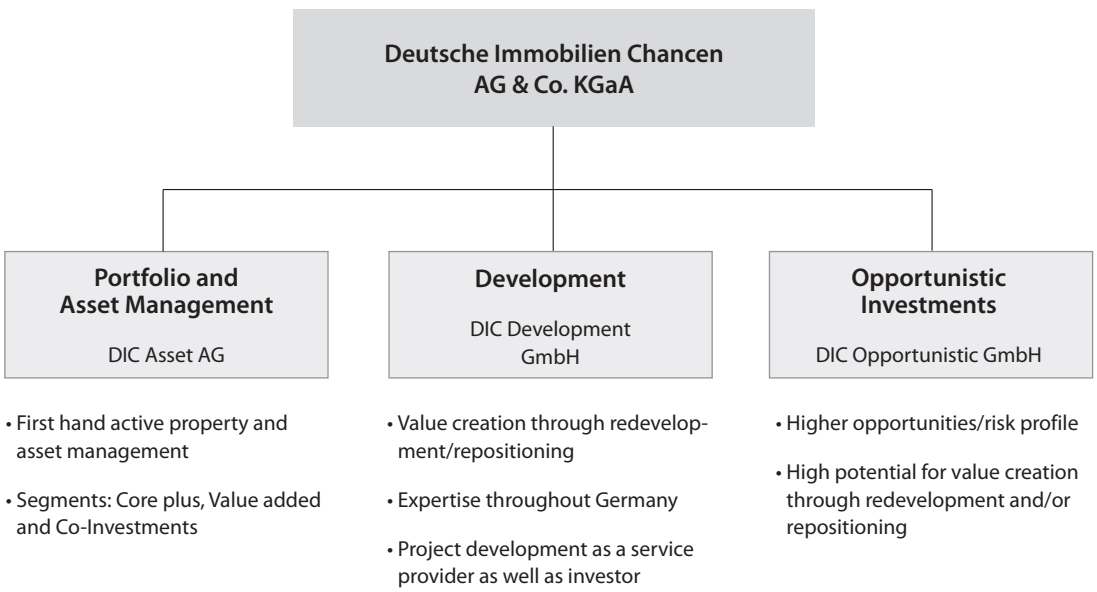

ECONOMIC AND BASIC PARAMETERS

▶ German economy making marked recovery

In 2010, the German economy made up much of the ground lost during the economic collapse of the previous year with an impressive rate of growth. Gross domestic product (GDP) stood at 3.6%, the highest since reunification in 1990. As they had been during the decline of several months previously that had been sparked by the crisis, exports were once again the main driver of economic growth, having a particularly strong impact in the first half of the year. The fourth quarter of 2010 ended on a positive note, with GDP rising 0.4%. Investments in capital goods and domestic consumption also put in a solid performance.

▶ Basic parameters still to regain customary stability

Question marks over the robustness of the state of public finances in some euro zone countries and the high level of government debt in the USA meant that uncertainty reigned on the financial markets. With the state financing measures in Greece and the bank bailout in Ireland, the EU, in consultation with the International Monetary Fund, had to impose extensive stabilising measures. The key interest rate for the euro zone remains low at 1.0%, although we are seeing the first signs of inflation, particularly in the German economic area. Despite the continuing uncertainties, the lending criteria for corporate clients improved in the second half of 2010 for the first time since the financial crisis began.

▶ Labour market naturally strong during the upturn

In 2010, the economic recovery had a positive impact on the labour market, with the number of people in gainful employment rising by 0.2 million to 40.5 million on average. Meanwhile, unemployment fell to 3.2 million on average (previous year: 3.4 million). The unemployment rate averaged 7.7%. Furthermore, the number of people employed on short-time working programmes fell sharply from 1.0 million to 0.2 million.

▶ Letting market eases

With a letting volume of around 2.7 sqm in the major locations – this represents growth of around 26% – 2010 again caught up with the results of previous years. More planned relocations were carried out as confidence in the economic recovery improved. An initial upward trend could be observed at the majority of our small and medium-sized office locations. Major rentals dominated the larger locations in 2010: ten deals covering a total of around 450,000 sqm represented just under 17% of total volume. Overall, the rental level put in a marginally positive performance, particularly at the end of the financial year: higher rental prices were recorded in the marginal top-end segments, whilst across the market spectrum a fall in market incentives could, at any rate, be observed. The vacancy rate in the largest locations increased by 0.7 percentage points to 10.6%. This was due in part to the number of completions, which, at around 1.1 million sqm, was the same as in the previous year. The completion volume looks set to fall off considerably in 2011 with fewer projects being initiated.

▶ Investment market sees transaction volume double
With a transaction volume of around EUR 20 billion, the volume of investments traded doubled on the previous year, reaching the level achieved in 2008. The demand for first-class Core properties persisted, which was also reflected in falling peak rentals. Investors favoured office and retail properties above all else, with well-capitalised investors driving the market forward. Closed-end funds made up just under 20% of the entire transaction volume, followed by banks, insurers and pension funds with 14%. Once again, small to medium-sized properties dominated the transaction market, with around 90% of all deals involving properties with a volume of up to EUR 50 million. However, the average property doubled from EUR 16 million to EUR 31 million. Whereas in the previous year the market was still dominated by investors from Germany, international investors returned in 2010 with more intensive activities.

BUSINESS DEVELOPMENT

▶ Positive result in a challenging environment
In light of the challenges faced, we are satisfied with our result in a year in which the economic recovery was slow to boost the real estate market. We generated a consolidated profit of EUR 2.1 million, which comprises the substantial contributions made by our investments. At the investment level, our portfolio was optimised with high rental revenue across 256,600 sqm. The increase in disposals volume on the previous year underlines the attractive nature of our portfolio.

▶ Portfolio with a market value of EUR 3.1 billion
As at 31 December 2010, our real estate assets under management comprised 290 properties with a total area of around 1.9 million sqm. At the year-end, we commissioned independent experts to calculate the market value of all properties: after the bottoming-out in the previous year, a slight upward trend was observed. The market value of the assets under management amounts to around EUR 3.1 billion as at 31 December 2010. The fall of EUR 0.1 billion is due to disposals (with transfer of title in 2010) amounting to EUR 125.3 million, offset to a certain extent by increases in market value amounting to EUR 32.8 million and purchases amounting to EUR 5.0 million.

PORTFOLIO UNDER MANAGEMENT

	2010	2009
Lettable area in millions of sqm	**1.9**	2.0
Market value in EUR million	**3,100**	3,188
Number of properties	**290**	320
Occupancy rate	**86%**	86%
Annual rental income in EUR million	**200**	205

▶ Stable earnings from investments

The results of our investments in real estate and real estate companies formed the basis of our positive annual result. In 2010, we generated a result of EUR 5.7 million in our Portfolio and Asset Management business segment, through which the holding in DIC Asset AG is managed. Around EUR 15.3 million came from the Opportunistic Investments segment and strategic minority investments. Overall, earnings from investments in 2010 amounted to EUR 21.0 million, the same as in the previous year.

▶ Holding in DIC Asset AG expanded

In March 2010, DIC Asset AG, our largest shareholding, carried out a capital increase of 25% of share capital (around EUR 7.8 million shares). The new shares were offered for sale at EUR 6.00 each. We exercised our subscription rights and subscribed to around 3.1 million new shares, which we are holding in a joint venture with another company from the DIC Group. With an equity interest of 39.4%, the DIC Group remains as at 31 December 2010 the largest individual shareholder in DIC Asset AG.

▶ A further strategic investor acquired

At Deutsche Immobililen Chancen AG & Co. KGaA, we were able to secure a new strategic investor in 2010 in the shape of VGH Versicherungen, which is participating in our business model and will provide us with active support as we implement our plans for growth over the next few years. Within the framework of a capital increase, VGH Beteiligungs GmbH, the holding company of VGH Versicherungen, acquired a 6.4 percent stake in DIC.

DISPOSALS in EUR million

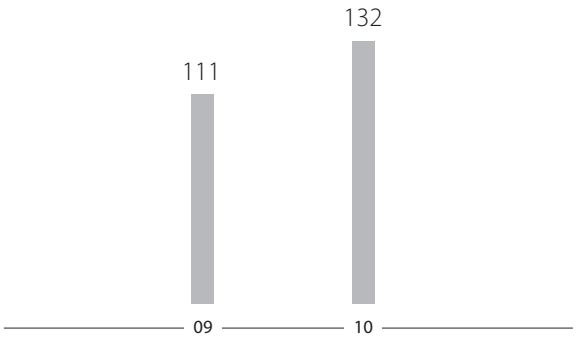

▶ Specialist asset management for opportunistic real estate

We control our opportunistic investments at portfolio level by means of a specialised asset management service. DIC employees are responsible for setting strategic targets. Working centrally, they control and optimise the implementation of value creation measures through on-site real estate management and plan portfolio measures such as sales.

▶ Disposals significantly increased

In a somewhat livelier market, we sold properties for EUR 132 million in 2010 (with transfer of title in 2010). This represents a clear increase on the previous year (EUR 111 million) and is mainly due to the fact that it is once again possible to place larger property volumes. Proceeds from disposals exceeded our most recent market values by an average of 6%.

LETTING VOLUME in sqm

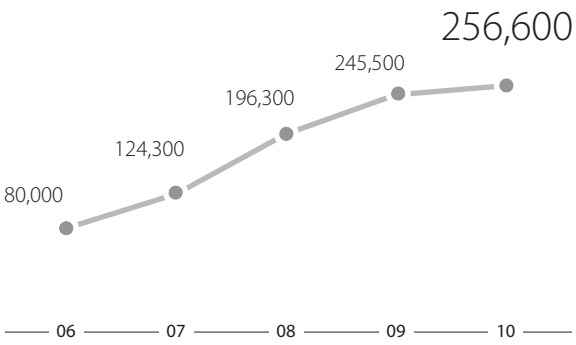

▶ Real estate management as a lever for increasing portfolio value

We mainly carry out our property and asset management activities through DIC Onsite with six branches located in areas where our portfolio is concentrated. This allows us considerable control over the management and targeted optimisation of our properties. From a strategic point of view, too, real estate management is of fundamental importance. We get close to the market, gain valuable contact with tenants, investors and vendors and can act quickly and directly in the regional environment.

▶ Letting result remains positive across the portfolio

Under market conditions that remained difficult, only easing up slightly at the end of the year, we leased 256,600 sqm in our portfolio in 2010, 5% more than in 2009. Renewals were up 12% to 153,400 sqm, a significant increase, with new rentals more or less reaching the level set in the previous year, with 103,200 sqm let. Overall, the letting volume encompasses rental income of around EUR 27 million. Through our activities, we were able to keep the occupancy rate for our total portfolio stable at 86% as at the year-end.

▶ Stable employee numbers

On average, DIC employed 45 staff in 2010, two fewer than in the previous year. Most of our employees work in accounting, asset management, development and controlling at our headquarters in Frankfurt. The DIC Group as a whole (including DIC Asset AG and DIC Onsite) employed 155 staff on average in 2010.

▶ Change in the Supervisory Board

On 19 May 2010, John Carrafiell and Marco Polenta resigned from the Supervisory Board. They were replaced by Olivier de Poulpiquet, Managing Director at Morgan Stanley, and Thomas Hartl, Managing Director at Morgan Stanley.

PORTFOLIO AND ASSET MANAGEMENT BUSINESS SEGMENT

- **Cash-flow-oriented investments focused on maintaining the portfolio**
- **Special fund placed, new business segment established**
- **EUR 5.7 million contributed to earnings**

We operate our Portfolio and Asset Management business segment via the listed company DIC Asset AG. It focuses on cash-flow-oriented investments in properties with long-term rental agreements as well as properties offering short- to medium-term optimisation potential. In addition, DIC Asset AG has a participation in DIC's opportunistic investments via minority interests. Operationally speaking, the real estate management of DIC properties is based at DIC Asset AG.

▶ Real estate management through DIC Onsite

Through effective real estate management, we ensure a stable cash flow, the maintenance of real estate value and the realisation of optimisation potential. In this, we rely on the services of DIC Onsite, which manages tenants and properties via six branches in Germany. Through its on-site presence and intensive activities, it was able to increase the letting result (including opportunistic properties) by 5% to 256,600 sqm and to stabilise the occupancy rate at 86%. This helped to secure and expand the continuous cash flow of our portfolio.



▶ New Funds business segment established

October 2010 saw the start of DIC's operational funds activities after over 75% of equity was successfully raised. By February 2011, all shares in the first special fund "DIC Office Balance I" had been fully placed. The fund invests in first-class real estate with long-term rental agreements located in Germany's major metropolitan areas. The initial portfolio was made up of portfolio properties. Investors are therefore in a position to profit from an immediate dividend.

With this new pillar, our holding has an additional platform for growth and is well-placed to add first-rate Core properties to its investment spectrum. DIC Asset AG is making its strengths – investments with a long track record and effective real estate management – available as a service to the fund, thus helping to bring in regular income. DIC Asset AG's remaining shareholding of 20% will also generate ongoing earnings from investments.

PROFIT FOR THE PERIOD EUR million

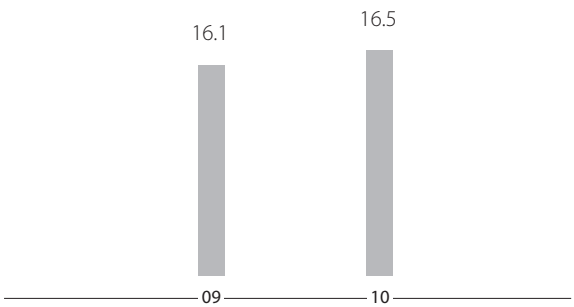

Disposals realised above market values
In 2010, DIC Asset AG sold 19 properties from its direct portfolio, generating pro rata disposal proceeds of EUR 81.2 million. This significantly increased profits from disposals from EUR 1.5 million in the previous year to EUR 5.1 million.

Lower rental income offset by cost savings
At EUR 124.9 million, DIC Asset AG's rental income is EUR 8.7 million below the previous year, due in the main to the hiving-off of the fund properties, to disposals and to the expiry of certain major rental agreements. The downward trend was offset through savings on operating expenses and financing: FFO (funds from operations) stood at EUR 44.0 million, around EUR 3.6 million down on the previous year.

▶ **Profit for the period increased to EUR 16.5 million**
Increased profits from disposals and lower operating and financing expenses meant that the fall in rental income could be more than offset. DIC Asset AG's consolidated profit rose slightly to EUR 16.5 million, or EUR 0.44 per share. The contribution made to earnings by DIC Asset AG totalled around EUR 5.7 million in 2010.

▶ **Net asset value increased**
The net asset value (NAV), the internal asset value of DIC Asset AG, increased significantly by EUR 101.4 million to EUR 598.5 million as at 31 December 2010. This was primarily down to the capital increase in March 2010, the repayment of liabilities following sales and the placement of the fund as well as retained earnings and the 1.1% increase in real estate values following the market valuation.

We report our long-term participation in DIC Asset AG on the balance sheet using the equity method. When examining the value, we use the net asset value as a basis in conjunction with the value in use. Since we keep our investments and properties in the portfolio on a medium- to long-term basis and, in some cases, carry out extensive repositioning and development measures, the value in use figure is to be used for the balance sheet instead of the market value. The market value has a shorter-term basis and represents the sale value at the time of observation.

OPPORTUNISTIC INVESTMENTS BUSINESS SEGMENT

- **Opportunistic holdings and specialist asset management**
- **Disposals of EUR 31 million**
- **EUR 15.3 million contributed to earnings**

In our Opportunistic Investments business segment, we focus on real estate with clear potential for appreciation. Investments are predominantly acquired together with co-investors. We optimise the real estate in terms of management and letting, carry out development projects and reposition properties on the market in higher-value quality classes. We use our specialised asset management skills to realise the medium- to long-term potential for added value offered by these properties. Our asset management team sets strategies at property and portfolio level, monitors measures aimed at adding value and realises profit through sales.

▶ Opportunistic real estate portfolio with a market value of around EUR 1.1 billion

Our portfolio of opportunistic real estate focuses primarily on the regions of Hamburg and North Rhine-Westphalia and the Rhine-Main area. The market value of our opportunistic real estate assets under management amounted to EUR 1,124 million as at 31 December 2010. The portfolio covers a total area of 758,200 sqm. After the deduction of our co-investors' shares, the DIC Group holds a volume of EUR 604 million. The properties generate a total annual rental income of around EUR 70 million.

▶ Disposal volume of EUR 31 million

In 2010, we sold twelve properties with a total volume of EUR 31.2 million, which is recognised in the income statement. In view of the fact that the transaction market, although somewhat livelier, was unilaterally focused on Core properties, sales of real estate from opportunistic segments had still not made it back onto the agenda with any great frequency. In total, we realised profits on disposals of EUR 5.5 million, of which EUR 2.1 million was attributable to DIC. In the previous year, the largest single transaction by some margin involved the Grünhof commercial centre in Frankfurt, with a total transaction volume of EUR 85.7 million.

▶ Slightly higher contribution to earnings

In 2010, the Opportunistic Investments business segment contributed EUR 15.3 million to our earnings, around EUR 0.6 million more than in the previous year. This includes earnings from normal business operations, profits from disposals and earnings from strategic minority interests.



DEVELOPMENT BUSINESS SEGMENT

___ Two major projects in the marketing phase
___ Legally binding development plan for MainTor in place

We carry out development work to achieve a significant increase in their value by repositioning the properties or increasing the space that can be used with major structural renovation or construction work. The Development business segment is responsible for the successful development of the properties held by the DIC Group. Our range of services encompasses the entire development process, from development, planning and preparing the property for occupation right through to the marketing of the properties.

▶ MainTor – The Riverside Financial District

In Frankfurt, a modern urban district featuring a central square is being constructed in a prime location – between the city centre and the banks of the river Main. We are opening up the former isolated administrative quarter once again and turning it into a public space that fits harmoniously into the surrounding district with paths and streets. In terms of urban design, the new quarter will integrate the Main riverbank in Frankfurt's banking district. The WinX office tower offers unique panoramic views and, at 100 metres high, will enhance the Frankfurt skyline. Two other towers, around 64 metres in height, are being constructed as smaller counterparts. Residential space and cultural attractions complete the offering. The construction stage is to take account of numerous aspects relating to sustainability and will thus make the MainTor project one of the largest sustainable development projects in Germany. The development is positioning the new areas firmly in the premium segment. At the same time, we have been able to increase the amount of available space by 40% to 108,000 sqm.

In a process for calling in expert architectural opinions, seven illustrious national and international firms of architects presented their draft plans. The recommendations made by the competition jury were developed further in early 2010. Following revision of the draft plans, the following designs were chosen: KSP Jürgen Engel Architekten (WinX) and Prof. Christoph Mäckler (MainTor Panorama). While the final design was being chosen, the development plan was approved in March 2010 by the Frankfurt am Main City Councillors, becoming legally binding a few weeks later. Over the following months, the detailed plans for the project, which offers flexible construction in a number of stages, was developed further and marketing activities were stepped up.

In early 2011, the previous tenant vacated the site, meaning that necessary deconstruction work can now begin. To coincide with the start of project implementation, we are delighted to have the opportunity to offer the Museum of Modern Art in Frankfurt a building in which to present its anniversary exhibition.




▶ Opera Offices: preconditions in place for the launch
We are developing two very different properties in Hamburg in the direct vicinity of the Hamburg State Opera. With its facade curving round an atrium, the new Opera Office building will offer remarkable and ultra-modern office space in a premium city-centre location. The OpernPalais is a respectful conversion project for a stylish listed administrative building designed by the renowned architect Fritz Schumacher, offering office spaces with classic charm. The development work is set to gain us 60% more space (12,800 sqm in total), which will be further enhanced by opening up the ground floor of the OpernPalais project for use as 1A-rated retail space looking out over the new Opernboulevard. The development is also being supported and enhanced in value by the large-scale optimisation of the quarter as a whole. For this reason, we are supporting the Business Improvement District Opernboulevard, which envisages among other things traffic calming measures and broad pavements.

The construction permits for both projects, with an approximate total volume of EUR 57 million, have been obtained. The planning phase is complete and the marketing of the properties has begun. Both Hamburg properties are ready for construction work to start once pre-letting has been secured, meaning that no delays are expected.

REVENUES AND RESULTS

As an investment holding company, DIC holds almost exclusively minority interests in real estate and property companies. The Group result is primarily determined by the results of its associates. For this reason, we only report sales and expenses from real estate management to a limited extent. The results of our associates consist of rental earnings, as well as profits from the management of real estate and the sale of properties.

▶ Total operating revenue of EUR 5.4 million
Sales revenues grew by EUR 1.0 million to EUR 3.7 million year-on-year as we undertook a greater scope of services for our associates. Most of the income in 2010 came from the project development, accounting and reporting services DIC provides for its associates. We also generated rental income from one property held directly. Other operating income to the amount of EUR 1.7 million (2009: EUR 2.6 million) was due in particular to additional subsequent profits from the Hauptpost Erfurt development project, where we exceeded predetermined rental targets, and from the release of provisions.

▶ Expense items at scheduled level
Our expense items consist primarily of personnel expenses and costs for current operations.

Material costs totalled EUR 0.1 million (2009: EUR 1.3 million), and in the previous year were predominantly due to expansion work for tenants on a completed development project. At EUR 3.7 million, personnel expenses in 2010 were down on the previous year (EUR 3.4 million). Most of DIC's employees work in asset management, managing investments in the areas of development, and in accounting and reporting. Some of these activities are provided as services for associated companies that have an effect on sales.

Depreciation and amortisation relate to scheduled impairments of EUR 0.8 million (2009: EUR 1.0 million). Other operating expenses increased by EUR 1.4 million to EUR 6.2 million and covered, in particular, legal and consulting services, rental and ancillary costs and financing costs as well as other external services.

▶ Net income from associates remains stable at EUR 21 million

As in the previous year, earnings from associates – the profit contributions made by our investments – amounted to EUR 21.0 million. EUR 15.3 million of this came from opportunistic investments and strategic minority interests. Our holding DIC Asset AG contributed EUR 5.7 million (previous year: EUR 6.4 million) to the result. Income received directly fell by EUR 0.7 million as the equity share held directly was reduced in the course of the participation in the capital increase via a joint venture with a company in the DIC Group.

▶ Financing expenses virtually at the previous year's level

Net financing costs amounted to EUR -13.6 million in 2010, slightly higher than in the previous year (EUR -13.2 million). Interest expenses increased, most notably due to the higher financing volume.

▶ Stable positive Group result

We generated a profit of EUR 2.1 million for 2010. Thanks to the robust contributions from our associates, we achieved a comparable result to the previous year at operational level. The fall in profit for the year as against 2009 is purely due to the difference in the Taxes item.



NET ASSETS AND FINANCIAL POSITION

▶ Financial management

The primary aim of our financial management is to guarantee solvency at all times and thus maintain financial independence. Our focus is on stable, long-term financial structures that offer positive, lasting support to our business development and grant us key room for manoeuvre when taking strategic decisions. During the past financial year, we fulfilled all payment obligations due.

▶ Total assets increased

DIC's total assets grew by EUR 15.3 million (+4%) year-on-year to EUR 394.4 million, underpinned in the main by the increased volume of the participation in DIC Asset AG.

▶ Shares in associates increased

Fixed assets increased by EUR 19.9 million (+6%) to EUR 347.2 million. Intangible assets were reduced through scheduled amortisations. The increase of EUR 20.7 million to EUR 337.1 million in shares in associated companies is due to our participation in DIC Asset AG's capital increase.

Current assets totalled EUR 46.3 million, a year-on-year increase of EUR 10.2 million (+28%). This was primarily down to the inflow of cash and cash equivalents in the wake of our capital increase and taking-up of loans. In the context of the introduction of the German Act Modernising Accounting Law (Bilanzrechtsmodernisierungsgesetz – BilMoG), we included deferred tax assets of EUR 15.0 million from the previous year in retained earnings.

▶ Equity ratio at 51%

DIC's equity fell by EUR 3.4 million (-2%) as against the previous year to EUR 202.1 million. The increase in equity due to the profit for the period (EUR 2.1 million) and the capital increase (EUR 7.5 million) offset in particular lower retained

BALANCE SHEET OVERVIEW EUR million

	2010	2009
Fixed assets	**347.1**	327.3
Current assets	**46.3**	36.1
Prepaid expenses and deferred taxes	**1.0**	15.7
Total assets	**394.4**	379.1
Equity [1]	**202.1**	205.5
Provisions	**1.9**	2.0
Liabilities [1]	**190.4**	171.6
Total equity and liabilities	**394.4**	379.1
Equity ratio in % [1]	**51.2**	54.2
Debt ratio in % [1]	**48.8**	45.8

[1] Mandatory convertible loans are considered economic capital

earnings in the amount of deferred tax assets from the previous year of EUR 15.0 million as a result of the first-time application of the BilMoG. Due to their long-term nature and the conversion rights held, we regard mandatory convertible loans amounting to EUR 80.2 million (previous year: EUR 78.3 million) as economic capital. The equity ratio, taking into account the mandatory convertible loans, fell 3.0% to 51.2%.

▶ Increased shareholding brings increased liabilities

Liabilities increased by EUR 18.8 million (+11%) to EUR 190.4 million. To finance the growth of our shareholding, we extended long-term financing with our strategic financial investors, which led to a rise in other liabilities.

▶ Capital increase to finance further development

In June 2010, we carried out a capital increase of three million shares from authorised capital. Following the increase, DIC's share capital now stands at EUR 46.8 million. The shares were subscribed to by VGH Versicherungen, which will thus support us as a long-term shareholder and strategic partner as we work to develop DIC further.

▶ Financing for the long term

DIC makes use of its network of contacts with strategic financial partners to put together a sustainable structure for its financing. Its long-term financing consists mainly of convertible loans in the amount of EUR 60 million and mandatory convertible loans in the amount of EUR 80.2 million. Its liabilities to banks are primarily concluded on a medium- to long-term basis and are mostly collateralised by mortgages, securities and fixed-term deposits.

▶ Stable cash flow

The liquid assets position increased significantly by EUR 7.8 million to EUR 11.7 million.

The result from associated companies (EUR 21.0 million) was a non-cash item in the past financial year. Income from associated companies was deliberately retained to strengthen the companies' ability to generate internal finance. For this reason, cash flow from operating activities amounts to EUR -5.3 million.

Cash outflow from investment activities amounted to EUR 4.5 million. The acquisition of DIC Asset shares from the capital increase was offset by dividends and interest payments from our associates.

Cash inflow from financing activities stood at EUR 17.5 million and came primarily from cash outflows due to the capital increase and the raising of loans. We repaid fewer loans in 2010 than in the previous year.

As at 31 December 2010, cash and cash equivalents came to EUR 11.7 million (2009: EUR 3.9 million).

SUPPLEMENTARY REPORT

The shares in the special fund DIC Office Balance I, which had been held provisionally by our associate DIC Asset AG in a joint venture together with Provinzial, were sold to third-party investors in the first quarter of 2011. All the shares in this fund have thus been placed.

In an agreement of 11 March 2011, our largest associate, DIC Asset AG, acquired retail properties in Chemnitz and Bremen as part of a share deal. The properties have a total value of over EUR 100 million and have long-term rental agreements in place until 2020 and 2024 respectively. The transfer of title is slated for the start of the second quarter of 2011. This will generate annual rental income of over EUR 7 million in future.

On 15 March 2011, our associate DIC Asset AG announced a capital increase from authorised capital. The capital increase involving subscription rights to up to 6,531,249 shares (17% of share capital) is to target existing shareholders. We would like to play an active part in the capital increase and have therefore undertaken to take up fully the shares offered to us within the scope of the subscription right up to a price of EUR 8.00 per share.

Apart from these transactions, no further material transactions were resolved, initiated or implemented in the post-balance sheet period under review, i.e. the period between the balance sheet date and the date of release of the consolidated financial statements by the Management Board on 23 March 2011.

OTHER DISCLOSURES

Disclosures on relations with affiliated parties
The company has drawn up a dependence report on its relations with affiliated companies. This report lists all legal transactions which the company or its subsidiaries carried out over the past financial year with affiliated companies or at the request or in the interest of one of these companies over the past financial year, and all other measures which the company took or refrained from taking at the request or in the interest of these companies over the past financial year.

The report ends with the following declaration: "We hereby declare that, based on the circumstances known to us at the time at which the legal transactions were carried out, our company received or paid an appropriate consideration. No measures were carried out or refrained from at the request or in the interest of the controlling company."



RISK REPORT

DIC's risk management is an integral component in the principles of management and control within the Group and supports our company in achieving its goals. In 2010, we focused the further development of our risk management system on the area of tax audits. Here, we make fiscal estimates and assumptions based on our business sense when scoping sales or making calculations and plans, for instance. The actual fiscal valuation can turn out differently, which poses a financial risk. We document our position in order to provide the auditing bodies with information and to build up a watertight and persuasive argument. We have reworked, expanded and restructured the processes underlying this scenario. All the findings of the audit were used to refine the monitoring systems with the aim of being able to identify risks and initiate suitable countermeasures in good time.

Risk early warning system

The aim of the risk management system is to recognise all relevant risks with regard to potential losses or disruptions and their causes at an early stage so as to be able to take the best possible countermeasures. Responsibility for this lies decentrally with the respective specialist level. Summary reporting and risk control processes are carried out centrally. Key business risks have been defined for a standard procedure. As a result employees are in a position to be able to recognise risks in their area of work in a structured manner.

Risk analysis and reporting

The risks which are identified are assessed in terms of the probability that they will occur and the extent of the potential loss is judged. The Management Board and the Supervisory Board as well as the decision-making bodies will be kept regularly and adequately informed via established reporting channels, in order to be able to establish risk control measures at an early stage.

Risk management and control

If necessary, the respective specialist managers, together with the Management Board, decide on an appropriate strategy for managing the risks. Controlling monitors the operating success of risk management and communicates changes from the planned development in good time.

Risk management documentation

The existing guidelines, procedures, instruments, areas at risk and responsibilities are recorded in writing in individual documents, which are kept up to date and are constantly developed further. A document summarises the key elements of the normal cycle introduced as part of the risk management system. On this basis, binding instructions on the standard conduct to be adopted across the Group in dealing with risks are conveyed to each employee tailored to his specific responsibilities.

External risks

▷ Macroeconomic risks

A period of economic weakness represents a short- to medium-term risk to revenue growth, especially with regard to letting activities. This risk relates primarily to the share of sales revenue from the letting of space that is currently vacant or tenancy agreements that may expire. To further minimise this risk, DIC concentrates in particular on long-term leases to prime tenants and on investments in rapidly growing regions.

▷ Sector-specific risks

In the letting market, a surplus of space can lead to price pressure and vacancies. DIC minimises this risk firstly by carrying out thorough checks on investments. Secondly, with DIC Onsite, it has a property and asset management organisation operating across Germany which is able to implement appropriate property measures rapidly. The continuing strain on the financial markets is also causing certain risks for the sector.

▷ Regulatory and political risks
DIC Asset AG may be affected by risks resulting from changes in framework conditions or in statutory or quasi-statutory provisions. Usually changes of this kind require a lead time, which allows sufficient time to adjust. In exceptional cases, however, such as the financial crisis or the debt crisis faced by several European countries, rapid government-led support measures are also possible. As things stand, we are expecting government support for EU member states facing payment difficulties to be maintained in the 2011 financial year.

▷ Legal risks
DIC is exposed to the risk that third parties will assert claims or file actions within the framework of normal business operations. For this purpose, all material acts carried out by the company are carefully checked in order to identify and avoid potential conflicts. There are no legal disputes, either pending or foreseeable, which could pose a considerable risk to the company's future development.

For 2011, we are assuming that the probability of external risks occurring is low. This would have a slight financial impact.

Financial risks
▷ Interest rate risks
Interest rate changes can have a negative effect on profitability, liquidity and the financial situation as well as on possibilities for expansion. The risk from rising interest rates is minimised by entering into long-term fixed-interest agreements and securing variable interest rate agreements. The DIC Group is taking advantage of the currently falling interest rate to restructure existing interest-rate hedging arrangements as well as conclude new ones.

▷ Financing and liquidity risks
Satisfaction of the company's ongoing financing requirements entails the risk of having to accept disadvantageous financing conditions in the event of any liquidity crunch. DIC's liquidity planning monitors, controls and therefore prevents such liquidity squeezes. The financing requirement for operating business activities is secured in the long term.

At the level of the holding company of Deutsche Immobilien Chancen AG & Co. KGaA, the provision of capital resources by financial partners is guaranteed, including by means of mezzanine financing. The traditional working capital credit lines from commercial banks are structured as recourse financing. The payment of interest, together with capital repayments, are serviced from dividends and earnings from the sale of properties. At the portfolio level of associates, capital resources are provided pro rata via Deutsche Immobilien Chancen AG & Co. KGaA. Property financing is structured in the long term as non-recourse financing. The financing of working capital for the operating costs of portfolios (mainly maintenance and tenant fitouts) are secured by means of credit lines in the respective portfolio companies. The interest payments and the standard capital repayments are made from the cash flow generated by the real estate. Capital repayments are also made from income from associates as well as from the sale of properties.

When granting credit, financial covenants (credit clauses) are often agreed, in particular as part of the financing of real estate portfolios. A breach of these financial economic key figures leads to contractually agreed legal consequences, which can have negative financial effects. Compliance with these key figures is permanently monitored and controlled by the Treasury department.

▷ Valuation and investment risks
The market value of the real estate of DIC's investments is calculated annually by neutral ratings companies. The market valuation is subject to fluctuations and can be influenced by external factors. Any reduction can have effects above all on the balance sheet and the financing conditions. This also applies to our largest associate, DIC Asset AG, whose stock market value may be subject to fluctuations. Therefore, the net asset value, which has a more long-term focus, is used as an indicator of value (based on the value in use).

Overall, we rate the probability and impact of financial risks as moderate.

Strategic risks
▷ Acquisition risks
In the case of acquisitions, particularly large-scale portfolios, there are risks such as overvaluing potential income and synergies as well as undervaluing future cost increases and rental risks. In the event of acquisition opportunities, the company generally deals with this risk prior to any purchase being made by means of extensive due diligence and the preparation of risk-oriented business plans, which are adjusted on an ongoing basis in line with cost and earnings trends.

▷ Development risks
Our project development activities are mostly arranged on a long-term basis. As a result, there are risks from market changes, construction costs being over budget and time delays, which may impact on the profitability of the projects. To reduce this risk, we only carry out development projects where suitable tenants have been found in advance. In addition, financing is secured at an early stage, close project and cost controlling is used and construction risks are covered by means of contracts and insurance.

For 2011, we are following a strategy of growth and are initiating the implementation phase of some development projects now that appropriate pre-letting has been secured. We assess strategic risks in 2011 as moderate and the possible financial impact as moderately serious.

Operational risks
▷ Letting risks
DIC prevents the risk of non-payment of rent by agreeing long-term leases for its properties with companies with a good credit standing. In addition, an intensive analysis of the property, market, location and tenants is performed when making acquisition decisions. Generally speaking, measures for renewing leases are taken early. We assume that expiring tenancy agreements can be compensated for in the short to medium term and the vacancy rate can be improved.

There is a general risk of rental income declining through 2011 and 2012. Thanks to our letting strategy and managerial scope in real estate management, we regard the risk and potential impact as moderate.

Overall risk assessment
With regard to the risks explained in this report and the current business prospects, we do not expect any risks that may jeopardise the continued existence of DIC, despite the continuing difficult general macroeconomic conditions.

FORECAST

▶ German economy to continue successful recovery
2011 will see the consistently high demand for German products on the global markets continue. The Halle Institute for Economic Research (Institut für Wirtschaftsforschung Halle – IWH) is forecasting growth in GDP of 3.0% as the global economy's momentum tails off. If this is the case, then total national economic output will have climbed back up to its pre-crisis year-end level at the end of 2011. In addition, export activities look set to continue to stimulate domestic consumption. Forecasts are predicting the positive development of the labour market, increased expenditure on plant replacements and investment in expansion, and a residential construction market boosted by low interest rates. Lending criteria for corporate clients have improved slightly for the first time since the financial crisis began. The turbulent nature of some EU countries' public finances means that, as things stand, the policy of low interest rates looks set to continue over the coming months.

▶ Positive sector performance expected
In view of the economic recovery and the growth of the labour market, we are expecting an active transaction market in 2011. The interest among international investors in the reliable and robust German market has increased, even just over the past few months. Underpinned by a more favourable letting market, investments in non-Core real estate classes may well be on the rise. We are therefore predicting more diversified real estate investments, including in properties with shorter tenancy periods and a greater willingness to tackle challenges in asset management. For the market as a whole, brokers' analysts are forecasting a slight increase in transaction volume to over EUR 20 billion.

The letting market usually reacts to economic developments with a time lag of 12 to 18 months. For this reason, we are expecting the market to trend upwards in 2011 and a greater willingness among tenants to move properties. Even in the last few months, it was possible to observe that the level of market incentives required to seal agreements has begun to decline. This will continue into 2011, before an increase in rental prices becomes noticeable across the market. For the market as a whole, brokers' analysts are expecting the total space let to be at the previous year's level, although this looks set to be dominated by the leasing of small and medium-sized areas at the expense of large-scale one-off transactions.

▶ More letting planned for the portfolio

Our letting activities will be underpinned by a more favourable letting market. In 2011, we are once again expecting the possibilities for new rentals to be more attractive than in the previous few years. We are planning to exploit these opportunities to the greatest possible extent. As usual, new rentals will be supplemented by renewals, which will make up a key part of our letting volume. For the portfolio as a whole and our investments, we are expecting letting volume to remain overall at the previous year's level and the occupancy rate to increase.

▶ DIC to be a more active buyer than seller in 2011

With our broad positioning as regards creating added value for our investments – from the efficient management of real estate through to repositioning through development projects – we are well-placed to expand our portfolio. In 2011, we are planning growth in all our associates and across the entire investment spectrum of the real estate market – both with cash-flow-oriented portfolio investments (via DIC Asset AG and its special funds business) and opportunistic investments.

We will focus more strongly on purchases than on sales this year. It goes without saying that we are planning regular sales within the framework of day-to-day operations to guarantee added value and will take attractive opportunities that present themselves.

▶ An eye on successful development

We will continue the successful development of the DIC Group in 2011 and are planning further growth under favourable framework conditions. The first steps were made back at the start of 2011: for instance, our associate DIC Asset AG fully placed its first special fund, with further growth in this new business segment already planned. We will continue to offer active support to our associate as it develops this segment with organisational measures and by providing access to our network. Across the entire DIC Group, we are benefitting from collaboration with first-class clients that invest in DIC's fund products.

On the back of our strong real estate management, our successful business model and the attractive position of the company and its associates, we are expecting to achieve a positive result in the current financial year and make the next major step along the DIC Group's path of growth, providing there are no severe changes in the economic environment.

Provided that the economic recovery continues and our purchasing and sales targets are met, we are expecting positive growth in 2012.

CONSOLIDATED INCOME STATEMENT FOR THE FINANCIAL YEAR FROM 1 JANUARY TO 31 DECEMBER 2010

TEUR	**01.01.2010-31.12.2010**	01.01.2009-31.12.2009
Sales revenues	**3,701**	2,719
Other operating income	**1,717**	2,568
Total operating revenue	**5,418**	5,287
Cost of material and services	**-57**	-1,282
Gross profit	**5,361**	4,005
Personnel expenses	**-3,725**	-4,015
Depreciation and amortisation	**-751**	-1,027
Other operating expenses	**-6,200**	-4,828
Operating result	**-5,315**	-5,865
Income from investments	**32**	32
Other interest and similar income	**2,362**	2,256
Net income from associates	**21,032**	21,054
Depreciation on financial assets	**-7**	-30
Interest and similar expenses	**-16,009**	-15,490
Profit before tax	**2,095**	1,957
Income tax expense	**91**	5,132
Other taxes	**-41**	-5
Profit for the period	**2,145**	7,084
Profit carried forward	**79,042**	71,971
First-time application of BilMoG regarding active deferred taxes acc. to Art 67 Abs, 6 EGHGB	**-14,981**	0
Minority interest	**17**	-13
Retained earnings	**66,223**	79,042

CONSOLIDATED BALANCE SHEET AS AT 31 DECEMBER 2010

ASSETS TEUR		**31.12.2010**	31.12.2009
FIXED ASSETS			
Intangible assets			
Concessions, industrial property rights, assets and licences	22		8
Goodwill	2,911		3,484
		2,933	3,492
Tangible assets			
Land and buildings	6,235		6,393
Office furniture and equipment	404		488
		6,639	6,881
Financial assets			
Investments	474		481
Investments in associates	337,090		316,431
		337,564	316,912
		347,136	327,285
CURRENT ASSETS			
Inventories			
Work in progress		634	634
Receivables and other assets			
Trade receivables	151		515
Receivables from enterprises in which participations are held	32,730		30,232
Other assets	1,081		783
		33,962	31,530
Cash and cash equivalents		**11,686**	3,892
		46,282	36,056
PREPAID EXPENSES		**972**	741
DEFERRED TAX ASSETS		**0**	14,981
TOTAL ASSETS		**394,390**	379,063

CONSOLIDATED BALANCE SHEET AS AT 31 DECEMBER 2010

EQUITY AND LIABILITIES TEUR		**31.12.2010**	31.12.2009
EQUITY			
Issued capital	46,801		43,801
Share premium	8,855		4,355
Other revenue reserves	66,223		79,042
Minority interest	-19		16
		121,860	127,214
PROVISIONS			
Tax provisions	118		119
Other provisions	1,734		1,908
		1,852	2,027
LIABILITIES			
Liabilities to banks	28,108		26,280
Trade payables	525		645
Liabilities to associated enterprises	2,866		
Liabilities to enterprises in which participations are held	69,505		74,948
Other liabilities	169,674		147,949
		270,678	249,822
TOTAL EQUITY AND LIABILITIES		**394,390**	379,063

CONSOLIDATED STATEMENT OF CASH FLOW AS AT 31 DECEMBER 2010

TEUR	**01.01.2010-31.12.2010**	01.01.2009-31.12.2009
Operating activities		
Group profit before tax	**15,792**	20,318
Gains from sale of investments	**0**	30
Depreciation and amortisation	**751**	1,027
Depreciation on financial assets	**6**	30
Movements in receivables, payables and provisions	**-769**	-825
Other non-cash transactions	**-21,032**	-26,219
Cash flow from operating activities	**-5,252**	-5,639
Investing activities		
Proceeds from sale of investments	**0**	28
Dividends received	**4,164**	3,789
Acquisition/disposal of investments	**-9,818**	-20
Loans to enterprises in which participations are held	**1,207**	2,651
Acquisition of office furniture and equipment	**-40**	-167
Cash flow from investing activities	**-4,487**	6,281
Financing activities		
Proceeds to the issue of share capital	**7,500**	0
Proceeds from borrowings	**32,920**	35,842
Interest paid	**-5,441**	-5,799
Repayments of borrowings	**-17,428**	-31,801
Acquisition/repayment of minority interest	**0**	0
Withdrawal minority interest	**-18**	83
Cash flow from financing activities	**17,533**	-1,675
Net increase in cash and cash equivalents	**7,794**	-1,033
Cash and cash equivalents at the beginning of the period	**3,892**	4,925
Cash and cash equivalents at the end of the period	**11,686**	3,892

CONSOLIDATED STATEMENT OF CHANGES IN EQUITY AS AT 31 DECEMBER 2010

TEUR	Issued capital	Share premium	Retained earnings	Minority interest	**Total**
Status as at 31 December 2008	43,801	4,355	71,971	-80	**120,047**
Profit for the period			7,071	13	**7,084**
Acquisition/repayment of minority interest				83	**83**
Status as at 31 December 2009	43,801	4,355	79,042	16	**127,214**
First-time application of BilMoG regarding active deferred taxes acc. to Art 67 Abs, 6 EGHGB			-14,981		**-14,981**
Status as at 1 January 2010	43,801	4,355	64,061	16	**112,233**
Capital increase	3,000	4,500			**7,500**
Profit for the period			2,162	-17	**2,145**
Withdrawal minority interest				-18	**-18**
Status as at 31 December 2010	46,801	8,855	66,223	-19	**121,860**

NOTES TO THE CONSOLIDATED FINANCIAL STATEMENTS

FOR THE FINANCIAL YEAR FROM 1 JANUARY 2010 TO 31 DECEMBER 2010

I. GENERAL INFORMATION

The consolidated financial statements of Deutsche Immobilien Chancen AG & Co. KGaA, Frankfurt am Main, (hereinafter abbreviated to DIC) for the financial year 2010 were prepared in accordance with the German Commercial Code (Handelsgesetzbuch, HGB) and the German Stock Corporation Act (Aktiengesetz, AktG), as well as in accordance with the rules stipulated in the Articles of Association.

For the first time, DIC's financial statements were drawn up in consideration of the provisions of the German Act Modernising Accounting Law (Bilanzrechtsmodernisierungsgesetz – BilMoG). The previous year's figures have not been adjusted. With the exception of the reporting and valuation of deferred taxes, there was no impact on the consolidated financial statements. In all other respects, the options for disclosure of certain items and the valuation methods were applied in the same way as in the previous year.

II. SCOPE OF CONSOLIDATION

Apart from DIC, the consolidated financial statements include by way of full consolidation the companies in which DIC directly or indirectly holds the majority of voting rights as shown below.

DIC Asset AG, Frankfurt am Main, is included in these consolidated financial statements at equity in the amount of its calculated equity interest (35.42%).

DIC MainTor Erste Beteiligungs GmbH is administered jointly with DIC Capital Partners (Germany) GmbH & Co. KGaA. It is included in these consolidated financial statements with 51% at equity.

DIC Starwood Immobilien GmbH, Frankfurt am Main, in which DIC holds a 15.0% interest, is included as an associate under the equity method due to the fact that DIC exercises significant influence. Likewise, ARCA Siebte Vermögensverwaltungs- und -Beteiligungs GmbH, Frankfurt am Main, in which DIC holds a 50.0% interest, is included as an associate under the equity method as in the previous year.

Company name	Registered office	Equity interest (%)
DIC Projektentwicklung Beteiligungs GmbH	Frankfurt am Main	100.0
DIC Projektentwicklung GmbH & Co. KG	Frankfurt am Main	100.0
DIC Projekt Frankfurt 1 GmbH & Co. KG	Frankfurt am Main	100.0
Deutsche Immobilien Chancen Objekt Coburg GmbH	Erlangen	100.0
DIC Opportunity Fund GmbH	Frankfurt am Main	100.0
Hauptpost Erfurt Beteiligungs GmbH	Frankfurt am Main	94.0
Hauptpost Erfurt GmbH & Co. KG	Frankfurt am Main	99.6*
DIC ML GmbH	Frankfurt am Main	100.0
DIC Funding GmbH **	Frankfurt am Main	100.0
DIC Zweite Beteiligungsverwaltungs GmbH	Frankfurt am Main	100.0
DIC Zweite Beteiligungs GmbH & Co. KG	Frankfurt am Main	100.0

* including the indirect interest of Hauptpost Erfurt Beteiligungs GmbH of 6.0%
** previously DIC MCL GmbH

Furthermore, a stake of 30.0% is held in each of DIC MSREF HMDD Portfolio GmbH, Frankfurt am Main, DIC MSREF HT Portfolio GmbH, Frankfurt am Main, DIC MSREF FF Südwest Portfolio GmbH, Frankfurt am Main, DIC Opportunistic GmbH, Frankfurt am Main and DIC Development GmbH, Frankfurt am Main. As in the previous year, the equity investments were included as associates in the consolidated financial statements under the equity method in accordance with section 311 HGB.

As in the previous year, DIC Hamburg Portfolio GmbH, Frankfurt am Main and DIC HI Portfolio GmbH, Frankfurt am Main, are included in the consolidated financial statements with 1.8% at equity.

For the first time, DIC Beteiligungs GbR, Frankfurt am Main, is included in these consolidated financial statements with 49.9% at equity.

III. CONSOLIDATION PRINCIPLES

The consolidated financial statements include the annual financial statements or the interim financial statements of all included companies which were prepared as at the same reporting date. Acquisitions are accounted for in accordance with the revaluation method, by offsetting the cost of acquisition with the share in equity of the subsidiaries at the time of acquisition or initial consolidation.

Interests in associates within the meaning of section 311 HGB are measured in accordance with the equity method (book value method). The purchase price exceeding the pro rata share in equity upon initial consolidation performed at the time of the first-time inclusion is treated as a difference arising on consolidation, and carried forward accordingly.

Associates DIC Asset AG and DIC Opportunistic GmbH prepare their consolidated financial statements in accordance with the regulations of the International Financial Reporting Standards (IFRS). On the basis of the IFRS consolidated financial statements of DIC Asset AG and DIC Opportunistic GmbH, the result attributable to these equity investments is calculated in accordance with section 312 (5) HGB.

Associates were incorporated in principle with their part of the consolidated financial statements at equity. The associates DIC MainTor Erste Beteiligungs GmbH, ARCA Siebte Vermögensverwaltungs- und -Beteiligungs GmbH, DIC Development GmbH and DIC Beteiligungs GbR were incorporated with their separate financial statements at equity.

Within the context of the consolidation of debt, inter-company receivables and liabilities must be eliminated. Inter-company profits and losses are eliminated. Interim profits were not eliminated.

IV. PRINCIPLES OF CLASSIFICATION

The consolidated financial statements were prepared in accordance with the HGB. The balance sheet corresponds in principle to the statutory classification format as set out in section 266 (2 and 3) HGB. As in the previous year, the income statement has been prepared under the nature of expense method section 275 (2) HGB.

V. ACCOUNTING POLICIES

The reporting date for the included companies is 31 December or 31 August of each year. The annual financial statements or interim financial statements of the companies included in the consolidated financial statements were prepared as at 31 December 2010, generally using accounting policies applied consistently throughout the Group (as for DIC Asset AG and DIC Opportunistic GmbH, cf. III above).

Purchased intangible assets, as well as tangible assets, are accounted for at cost and are amortised or depreciated, as appropriate, over their useful lives on a straight-line basis. The useful life of buildings is 40 years.

Goodwill is carried at cost of acquisition and amortised over its useful life on a straight-line basis. The amortisation period is 15 years due to the protracted business cycle of the real estate investments involved.

Low-value assets with an amount of less than EUR 150.00 are depreciated immediately. Low-value assets with amounts between EUR 150.00 and EUR 1,000.00 are grouped. The compound items are amortised over five years.

Equity investments in which DIC has sizeable influence are included in the consolidated financial statements under the equity method. The cost of acquisition with regard to equity investments accounted for under the equity method are increased or reduced each year by the changes in equity corresponding to DIC's share in equity. In this regard, one indicator of intrinsic value is the net asset value (NAV) of the investment. This is based on the market values of the real estate held by the associate, values which are verified annually by independent experts on the basis of each individual property. The NAV of DIC Asset AG amounted to EUR 15.27 per share, an increase on the previous year's figure of EUR 13.87, which had been adjusted for effects arising from the capital increase. We do not consider this current situation of low market values to be long-term in nature and base this judgement on the utility values of the individual properties.

When valuing shares in associates, the company treats the real estate held by associates as investments. This is therefore reported at historical acquisition cost.

Receivables and other assets are carried at cost or at fair value as at the balance sheet date, whichever is lower.

Bank balances are recognised at their nominal value.

Discounts and other prepaid expenses are measured at cost, reduced by amortisation on a straight-line basis.

Provisions are recognised at the fulfilment amount that is required on the basis of prudent business judgment.

Liabilities are recognised at their fulfilment amount.

The deferred tax assets of TEUR 14,981 included in the previous year's financial statements were settled directly with retained earnings within the scope of the first-time application of the BilMoG pursuant to section 67 (6) of the Act Introducing the Commercial Code (Einführungsgesetz zum Handelsgesetzbuch – EGHGB).

Deferred taxes are not reported as the right of non-capitalisation pursuant to section 274 (1) sentence 2 HGB was exercised due to the resultant overall net surplus. Deferred taxes arise from book value differences between valuations under commercial law and under fiscal law in the case of investments in business partnerships as well as from tax loss carryforwards. The tax rate is 15.825% (for shares in business partnerships) and 15.825% and 16.1% for loss carryforwards relating to corporation tax and trade tax.

VI. NOTES TO THE BALANCE SHEET

1. Fixed assets

The presentation of and the changes in fixed assets according to section 268 (2) HGB are included in the annex attached.

The reported interests in associates relate to: as shown below.

In addition, DIC holds an equity interest of 33.33% in WPW Immobilienentwicklungsgesellschaft Nr. 1 GmbH, Trier (carrying amount: TEUR 138; shareholders' equity as at 31 December 2009: TEUR 328; net loss for the financial year 2009: TEUR 1) via the Group company DIC Projektentwicklung GmbH & Co. KG, Frankfurt am Main, and an equity interest in DIC GMG GmbH, Frankfurt am Main (carrying amount: TEUR 9; shareholders' equity as at 31 December 2010: TEUR 29; net loss for the financial year 2010: TEUR 16) via the Group company DIC Opportunity Fund GmbH, Frankfurt am Main.

2. Receivables and other assets

All receivables and other assets have a remaining term of less than one year.

3. Prepaid expenses

Prepaid expenses mainly include a disagio for borrowings totalling TEUR 504 (previous year: TEUR 656).

INTEREST IN ASSOCIATED COMPANIES

	Equity interest as at 31.12.2010 %	Book value as at 31.12.2010 TEUR	Book value as at 31.12.2009 TEUR
DIC Asset AG, Frankfurt am Main	35.42	252,033	250,364
DIC MainTor Erste Beteiligungs GmbH, Frankfurt am Main	51.00	28,146	26,740
DIC Beteiligungs GbR, Frankfurt am Main	49.90	21,885	0,00
DIC Opportunistic GmbH, Frankfurt am Main	30.00	9,641	10,176
DIC MSREF HMDD Portfolio GmbH, Frankfurt am Main	30.00	7,360	6,850
DIC MSREF FF Südwest Portfolio GmbH, Frankfurt am Main	30.00	9,567	8,173
DIC MSREF HT Portfolio GmbH, Frankfurt am Main	30.00	7,240	7,084
ARCA Siebte Vermögensverwaltungs- und -beteiligungs GmbH, Frankfurt am Main	50.00	239	6,061
DIC Starwood Immobilien GmbH, Frankfurt am Main	15.00	440	452
DIC HI Portfolio GmbH, Frankfurt am Main	1.80	418	418
DIC Hamburg Portfolio GmbH, Frankfurt am Main	1.80	105	105
DIC Development GmbH, Frankfurt am Main	30.00	16	7
		337,090	316,430

4. Share capital

The company's share capital amounts to EUR 46,800,657.00 (previous year: EUR 43,800,657.00), divided into 46,800,657 no-par-value bearer shares, with a proportionate share in the share capital of EUR 1 per share.

5. Authorised capital

By a resolution of the Annual General Meeting of 19 May 2010, the General Partners were authorised to increase, once or more than once, the share capital by up to EUR 4,000,000.00 by 30 June 2011 with the consent of the Supervisory Board in return for cash contributions, whereby shareholders' subscription rights can be excluded (Authorised Capital 2010/I). On the basis of this authorisation, the share capital was increased by EUR 3,000,000.00 on 25 May 2010. This partial utilisation means that EUR 1,000,000.00 of authorised capital now remains available.

6. Conditional capital

The capital created to provide for Series 3 option rights and convertible bonds granted to members of the Management Board (Conditional Capital III) amounts to EUR 271,938.59 as at the balance sheet date (previous year: EUR 271,938.59).

On the basis of a resolution by the Annual General Meeting of 27 August 2010, the share capital is increased conditionally by up to EUR 18,000,000.00 to grant option rights to the holders of warrant bonds (Conditional Capital VIII).

As at the reporting date, the conditional capital had a total nominal value of EUR 18,271,938.59.

7. Convertible bonds and convertible loans

Loan obligations of TEUR 15,000 to DICP Capital SE and of TEUR 15,000 to **Bayerischer Versicherungsverband Versicherungsaktiengesellschaft** have a final maturity of 31 December 2014. Until 31 December 2014, the lenders have the right to convert the entire repayment claim or a part thereof amounting to at least TEUR 5,000 into shares in DIC at a price of EUR 2.50 per share.

The loan from **Westfälische Provinzial Lebensversicherung Aktiengesellschaft** was repaid on 31 December 2010.

LOANS

Lender	Value 31.12.2010 TEUR	Value 31.12.2009 TEUR	Due
DICP Capital SE	**15,000**	15,000	31.12.2014
SV SparkassenVersicherung Lebensversicherung AG	**15,000**	0	31.12.2014
RAG Stiftung	**15,000**	0	31.12.2015
BayernInvest-POLARIS-Fonds	**15,000**	0	31.12.2014
Bayerischer Versicherungsverband Versicherungsaktiengesellschaft	**0**	15,000	Transferred to POLARIS
Westfälische Provinzial Lebensversicherung AG	**0**	15,000	
	60,000	45,000	

Under the terms of an agreement of 23 December 2010, the convertible loan from **Bayerischer Versicherungsverband Versicherungsaktiengesellschaft** amounting to TEUR 15,000 was transferred to BayernInvest Kapitalanlagegesellschaft mbH, acting for the account of **BayernInvest-POLARIS-Fonds** (BayernInvest).

In October 2010, a loan agreement was concluded between DIC and **SV SparkassenVersicherung Lebensversicherung AG** in the amount of TEUR 15,000. The loan has a fixed term until 31 December 2014. Interest is paid once per year, on 31 December. No scheduled repayments are planned. The lender is entitled to exchange the entire repayment claim or a part thereof amounting to at least TEUR 5,000 for shares in DIC at a price of EUR 2.50 per share using the abovementioned conditional capital. This option may be exercised in the period from 1 January 2011 to 31 December 2014. The rights and claims from 1,356,000 shares in DIC Asset AG are pledged to the lender as collateral.

Under the terms of an agreement of 18 December 2010, **RAG-Stiftung** is granting a convertible debenture to DIC Asset AG in the amount of TEUR 15,000 with the right of conversion into shares at a price of EUR 15.00 per share. Interest is paid once per year, on 31 December. Assuming no conversion rights are exercised, the loan has a fixed term and matures on 31 December 2015.

8. Share premiums

The share premiums include sums in accordance with section 272 (2) HGB totalling TEUR 8,855 (previous year: TEUR 4,355). In the year under review, an amount of TEUR 4,500 (agio from the capital increase) was transferred.

9. Revenue reserves and retained earnings

The composition and change to revenue reserves and retained earnings are shown in the statement of changes in equity.

For ease of representation, the revenue reserves of TEUR 212 reported in the previous year were settled with retained earnings. The previous year's figures were adjusted accordingly.

Provisions

Tax provisions include provisions for deferred tax liabilities in accordance with section 274 HGB amounting to TEUR 35 (previous year: TEUR 48). In addition, this item includes provisions for trade tax of TEUR 71 (previous year: TEUR 71) and for corporate taxes of TEUR 12 (previous year: TEUR 0).

Other provisions amounting to TEUR 1,734 (previous year: TEUR 1,908) essentially comprise TEUR 437 (previous year: TEUR 437) for provisions for remaining construction costs of completed and invoiced projects, TEUR 525 (previous year: TEUR 511) for outstanding invoices, TEUR 446 (previous year: TEUR 542) for profit-sharing bonuses, TEUR 161 (previous year: TEUR 150) for the remuneration of members of the Supervisory Board, TEUR 15 (previous year: TEUR 15) for guarantees, TEUR 53 (previous year: TEUR 41) for outstanding vacation entitlements as well as TEUR 97 (previous year: TEUR 94) for auditing and tax consultation costs.

11. Liabilities

Liabilities to banks are collateralised by mortgages (TEUR 4,608), as well as by pledged securities (TEUR 23,500).

LIABILITIES

TEUR	Total	Remaining term to maturity <1 year	1 to 5 years	<5 years
Liabilities to banks	**28,108**	**23,652**	**705**	**3,751**
(previous year)	(26,280)	(21,672)	(665)	(3,943)
Trade payables	**525**	**525**	**0**	**0**
(previous year)	(645)	(645)	(0)	(0)
Liabilities to affiliates	**2,866**	**2,866**	**0**	**0**
(previous year)	(0)	(0)	(0)	(0)
Liabilities to enterprises in which participations are held	**69,504**	**69,504**	**0**	**0**
(previous year)	(74,948)	(74,948)	(0)	(0)
Other liabilities	**169,675**	**26,967**	**70,052**	**72,656**
(previous year)	(147,949)	(75,293)	(0)	(72,656)
	270,678	**123,514**	**70,757**	**76,407**
	(249,822)	(172,558)	(665)	(76,599)

Other liabilities refer mainly to convertible loans (TEUR 60,000) and two mandatory convertible loans (TEUR 80,211). Other liabilities of TEUR 151,296 (previous year: TEUR 144,779) are collateralised by means of pledged securities and shares in GmbHs.

VII. NOTES TO THE INCOME STATEMENT

1. Sales revenues

Sales revenues are made up as follows:

TEUR	**01.01.2010-31.12.2010**	01.01.2009-31.12.2009
Revenues from rental and lease agreements	**610**	574
Revenues from management, project development and other services	**3,091**	2,145
	3,701	2,719

2. Other operating income

Other operating income mainly includes earnings from the sale of fixed assets (TEUR 1,250; previous year: TEUR 52), the release of provisions (TEUR 229; previous year: TEUR 1,327) and payments in kind (TEUR 79; previous year: TEUR 89).

3. Personnel expenses

TEUR	**01.01.2010-31.12.2010**	01.01.2009-31.12.2009
Wages and salaries	**3,224**	3,518
Social security contributions, post-employment and other employee benefit costs	**501**	497
- thereof pensions	**(23)**	(28)
	3,725	4,015

4. Other operating expenses

Other operating expenses mainly include expenses for rental exemption to DIC Opportunistic GmbH (TEUR 1,264; previous year: TEUR 792), for rental and ancillary costs (TEUR 934; previous year: TEUR 933), for legal and consultancy costs (TEUR 874; previous year: TEUR 407), for the costs of raising funds (TEUR 348; previous year: TEUR 370), for IT costs (TEUR 250; previous year: TEUR 182).

5. Net income from associates

The reported amount includes the proportionate consolidated result of DIC Asset AG for the period from 1 January 2010 to 31 December 2010 of TEUR 5,742 (previous year: TEUR 6,352) as well as earnings of TEUR 15,289 (previous year: TEUR 14,702) from opportunistic co-investments.

6. Interest expenses

Interest and similar expenses relate to interest for convertible loans of TEUR 3,456 (previous year: TEUR 3,375) and TEUR 4,893 (previous year: TEUR 4,845) in interest for the mandatory convertible loan.

VIII. NOTES TO THE CASH FLOW STATEMENT

The funds in the cash flow statement include all liquid funds shown on the balance sheet, i.e. cash on hand and credit balances with banks that can be made available within three months. As at 31 December 2010, the use of these funds was not subject to any restrictions.

Cash flows from investment and financing activities are calculated on the basis of payments. Material investing and financing activities that did not result in changes in cash or cash equivalents did not occur in the financial year.

The cash flow from operating activities is indirectly derived from the profit for the period before interest and income tax.

To gain a better insight into the financial position, interest paid (TEUR 5,441; previous year: TEUR 5,779) is assigned to financing activities instead of operating activities, unlike in the previous year. Interest not paid (capitalised interest) is no longer included as assumed payment transactions (amounting to TEUR 10,568; previous year: TEUR 9,711). The previous year's figures have been amended accordingly.

IX. NOTES TO THE STATEMENT OF CHANGES IN EQUITY

The Group's parent company's net income for the year, amounting to TEUR 65,825, is not subject to any dividend payout restriction.

X. OTHER DISCLOSURES

1. Contingent liabilities
As at the balance sheet date, joint liability exists in favour of enterprises in which a stake is held, from jointly concluded loan agreements totalling TEUR 32,181 (previous year: TEUR 32,932).

As things stand, DIC sees no risk of the contingent liabilities assumed by it being called, as, based on the financial position of the companies concerned, it is assumed that the companies will fulfil the underlying obligations.

2. Number of employees
The Group employed 45 (previous year: 47) people on average during the financial year.

3. Financial commitments
A lease agreement is in effect between Bayerische Versorgungskammer and Deutsche Immobilien Chancen AG & Co. KGaA for the office space used by the company, which provides for a payment obligation of TEUR 78 monthly until April 2013. If the lease agreement is not terminated in writing at least 12 months prior to expiration, it is automatically extended by an additional 12 months.

4. Breakdown of auditors' fees
The fees recorded in the financial year for the auditor (including separate financial statements) amount to TEUR 71 (previous year: TEUR 126).

5. Supervisory Board
The following are members of the Supervisory Board:

Prof. Dr. Gerhard Schmidt (Chairman), Glattbach, lawyer

Klaus-Jürgen Sontowski (Deputy Chairman), Nuremberg, entrepreneur

John Carrafiell, Managing Partner of Alpha Real Estate Advisors LLP, London/UK (until 19 May 2010)

Bernd W. Schirmer, Leipzig, entrepreneur

Günter Schlatter, Cologne, Member of the Management Board of RAG-Stiftung, Essen

Helmut Späth, Munich, Deputy Chairman of the Management Board of Bayerischer Versicherungsverband Versicherungsaktiengesellschaft

Ulrich Lingner, Münster, Speaker of the Management Board of VersAM Versicherungs Assetmanagement GmbH

Hermann Aukamp, Düsseldorf, Departmental Manager, Head of Real Estate Investment, Nordrheinische Ärzteversorgung

Marco Polenta, European Head of Real Estate, Morgan Stanley Real Estate Funds, London (until 19 May 2010)

Thomas Hartl, Managing Director, Morgan Stanley, Frankfurt am Main
(from 19 May 2010)

Olivier de Poulpiquet, Managing Director, Morgan Stanley; London/UK
(from 19 May 2010)

The total remuneration for members of the Supervisory Board totalled TEUR 159 in the financial year.

6. Management Board

The Management Board of the General Partner Deutsche Immobilien Chancen Beteiligungs AG, Frankfurt am Main, consisted of:

Ulrich Höller (Chairman), Graduate in Business Administration, Real Estate Management (European Business School), Chartered Surveyor FRICS, Frankfurt am Main

Dr. Ignace Van Meenen, Doctor of Law, Frankfurt am Main

Johannes von Mutius, Graduate in Business Management, Frankfurt am Main

The total remuneration for members of the Management Board totalled EUR 0.00 in the financial year.

Frankfurt am Main, 23 March 2011

Ulrich Höller Dr. Ignace Van Meenen Johannes von Mutius

AUDITORS' REPORT

To Deutsche Immobilien Chancen AG & Co. Kommanditgesellschaft auf Aktien, Frankfurt am Main:

We have audited the consolidated financial statements prepared by the Deutsche Immobilien Chancen AG & Co. Kommanditgesellschaft auf Aktien, Frankfurt am Main, comprising the balance sheet, the income statement, statement of changes in equity, cash flow statement and the notes to the consolidated financial statements, together with the group management report for the business year from January 1 to December 31, 2010. The preparation of the consolidated financial statements and the group management report in accordance with German commercial law are the responsibility of the parent company's management. Our responsibility is to express an opinion on the consolidated financial statements and on the group management report based on our audit.

We conducted our audit of the consolidated financial statements in accordance with § 317 HGB and German generally accepted standards for the audit of financial statements promulgated by the Institut der Wirtschaftsprüfer (IDW). Those standards require that we plan and perform the audit such that misstatements materially affecting the presentation of the net assets, financial position and results of operations in the consolidated financial statements in accordance with the applicable financial reporting framework and in the group management report are detected with reasonable assurance. Knowledge of the business activities and the economic and legal environment of the Group and expectations as to possible misstatements are taken into account in the determination of audit procedures. The effectiveness of the accounting-related internal control system and the evidence supporting the disclosures in the consolidated financial statements and the group management report are examined primarily on a test basis within the framework of the audit. The audit includes assessing the annual financial statements of those entities included in consolidation, the determination of entities to be included in consolidation, the accounting and consolidation principles used and significant estimates made by management, as well as evaluating the overall presentation of the consolidated financial statements and the group management report. We believe that our audit provides a reasonable basis for our opinion.

Our audit has not led to any reservations.

In our opinion, based on the findings of our audit, the consolidated financial statements comply with the legal requirements and give a true and fair view of the net assets, financial position and results of operations of the Group in accordance with these requirements. The group management report is consistent with the consolidated financial statements and as a whole provides a suitable view of the Group's position and suitably presents the opportunities and risks of future development.

Nuremberg, March 23, 2011

Rödl & Partner GmbH
Wirtschaftsprüfungsgesellschaft
Steuerberatungsgesellschaft

Hübschmann Wirtschaftsprüfer (German Public Auditor)	Danesitz Wirtschaftsprüfer (German Public Auditor)

REPORT OF THE SUPERVISORY BOARD

The Management Board of the General Partner informed the Supervisory Board during the financial year on a regular and timely basis about all material issues relating to business planning, the status and development of the Company and the Group, including risks and risk management, as well as about significant transactions, by means of written and verbal communication. The Supervisory Board gained insight into the Company and Group's financial position by means of this report and, through discussions with the Management Board of the General Partner, advised the Management Board of the General Partner and monitored the Company's management in accordance with the tasks assigned to it in accordance with the law, the Articles of Association, and rules of procedure. The Supervisory Board was included in all decisions of key importance to the Company.

Current business development was a focal point of consultation and resolutions within the Supervisory Board throughout the 2010 financial year. In addition, the situation on the transaction market, sales and rental activities in the associated companies, risk management in the Group, financing issues, the status of the Company's developments as well as personnel and organisation issues were debated, among other things.

The auditors Rödl & Partner GmbH Wirtschaftsprüfungsgesellschaft Steuerberatungsgesellschaft, Nuremberg, appointed by the Annual General Meeting, audited the annual and consolidated financial statements of Deutsche Immobilien Chancen AG & Co. Kommanditgesellschaft auf Aktien along with the management report and the Group management report which were prepared by the Management Board of the General Partner as of 31 December 2010. An unqualified audit opinion has been issued for each of these items. The corresponding accounting documents and auditor's reports were made available in due time to the individual members of the Supervisory Board. The auditor participated in the Supervisory Board's negotiations on the accounting documents and reported on the significant findings of its audit.

The Supervisory Board reviewed the annual and consolidated financial statements, along with the management report and the Group management report, as well as the proposal for the appropriation of profits by the Management Board of the General Partner, and agrees with the result of the audit performed by the auditor. After the final result of the audit, the Supervisory Board did not express any reservations. The Supervisory Board approves the annual and consolidated financial statements prepared by the Management Board of the General Partner. The financial statements will be subsequently adopted by the Annual General Meeting. The Supervisory Board also concurs with the proposal for the appropriation of retained earnings made by the Management Board of the General Partner, which was also submitted to the Supervisory Board in due time.

The Supervisory Board proposes to the Annual General Meeting that it appoint Rödl & Partner to audit the annual financial statements and consolidated financial statements for the financial year 2011.

The Management Board compiled a report on relations with affiliated companies for the 2010 financial year. The auditor audited this report, reported on the outcome in writing issued the following unqualified audit opinion:

"Based on the audit and assessment performed in accordance with our professional duties, we hereby confirm that

1. the factual statements contained in the report are correct,

2. in the case of the legal transactions listed in the report, and based on the circumstances known at the time they were carried out, the company's consideration was not unreasonably high."

The Management Board Report and Auditor's Report were submitted to the individual members of the Supervisory Board for inspection in good time. These reports were inspected and discussed in detail at the meetings of the Supervisory Board. The auditor participated in these meetings and reported on the material findings of his audit. The Supervisory Board approves the Management Board's report on relations with affiliated company and further accedes to the findings of the audit of the report by the auditor. As a result of its inspection, the Supervisory Board declared that there were no objections to be raised to the Management Board's declaration at the end of the report on relations with affiliated companies.

Messrs John Carrafiell and Marco Polenta retired from the Company's Supervisory Board on 19 May 2010. We would like to thank them for their service as members of the Supervisory Board and their valuable contributions to the further development of our Company. Mr Olivier de Poulpiquet and Mr Thomas Hartl joined the Supervisory Board on 19 May 2010.

The Supervisory Board would like to thank the Management Board of the General Partner and all the employees for their achievements, as well as their strong commitment during the past financial year.

Frankfurt am Main, 23 March 2011

The Supervisory Board

Prof. Dr. Gerhard Schmidt
– Chairman of the Supervisory Board –

MANAGEMENT BOARD

Ulrich Höller FRICS, 45
Chairman of the Board (CEO)

Johannes von Mutius, 42
Board Member (COO)

Dr. Ignace Van Meenen, 43
Board Member (CFO)

This report is published in German (original version)
and English (non-binding translation).

Concept and Realisation:
LinusContent AG, Frankfurt am Main
www.linuscontent.com